



durashine
SUPREME

Elevate your roof with **AZ 150** coating for
superior corrosion protection



Appealing
Aesthetics



Superior Corrosion
Resistance



Higher
Strength




Superior
Durability



BIS Approved

DURASHINE[®] SUPREME ROOF




Effective cover width (mm)	Nominal 1015
Overall width (mm)	Nominal 1072
Minimum roof slope (degrees)	5
Roof-Rib height	28.5 mm
Roof-Rib Pitch	203 mm

DURASHINE[®] SUPREME WALL




Effective cover width (mm)	Nominal 1110
Overall width (mm)	Nominal 1150
Roof-Rib height	11.6 mm
Roof-Rib Pitch	222 mm

DURASHINE[®] SUPREME LINER



Effective cover width (mm)	Nominal 1110
Overall width (mm)	Nominal 1173
Roof-Rib height	3.5 mm
Roof-Rib Pitch	50.5 mm

DURASHINE[®] SUPREME TILE



Effective cover width (mm)	Nominal 1000
Overall profile width (mm)	Nominal 1090
Roof-Rib height	28 mm
Roof-Rib Pitch	200 mm

Total Painted Thickness (mm): 0.37 / 0.4 / 0.45 / 0.47 / 0.5 / 0.55 / 0.65

Sheet Length* (feet): 8 (2440 mm), 10 (3050 mm), 12 (3660 mm), 14 (4270 mm), 16 (4880 mm), 18 (5490 mm), 20 (6100 mm)

* Sheet length in feet is approximate value

All Accessories are also available in standard colours

Available Standard Colours*



Colour shades are for reference only and actual colour of the product may vary. Colour range and product range is subject to availability. The above product is subject to the guidelines available at www.tatabluescopesteel.com and this shall not be construed as warranty or guarantee of the product of any kind whatsoever.

Disclaimers:

Condensation is a natural formation of water droplets on the bottom side of any installed metal roofing sheet. It may occur when there is a difference in temperature between the air in the building and the sheet itself, causing the water vapour (moisture) in the air to condense on the inside of the sheet. It is a natural phenomenon and hence no claims will be entertained in this regard. The risk of condensation may be minimised by providing proper ventilation arrangement in the roofs and by using suitable insulation.



Remove guard film immediately after installation of the DURASHINE[®] SUPREME.



Maintenance Recommendation: Clean and maintain your DURASHINE[®] SUPREME regularly.



Instructions for fasteners: Use carbon free washers with Class 3 fasteners for installing DURASHINE[®] SUPREME and accessories.

Dealer Name and Address



Download the Tata BlueScope Steel App
Download on the App Store
GET IT ON Google play



1800 270 8333
Toll Free

Email: durashine@tatabluescopesteel.com
Website: www.tatabluescopesteel.com

Follow us on
Social Media



ENGLISH/2024